




Desktop Annotate

1. Open the File you would like to write on and leave it maximized.
2. Open ActivInspire.
3. With ActivInspire open, select the DESKTOP ANNOTATE button . ActivInspire pages will vanish giving you access to the desktop where your file is already open and ready to use. Remember, you have access to all your tools while using DESKTOP ANNOTATE. You will need to toggle between the pen tool  and mouse tool  to write and scroll. When writing over this file using the pen tool, you will need to clear the annotations (WRITING) when you scroll down.

